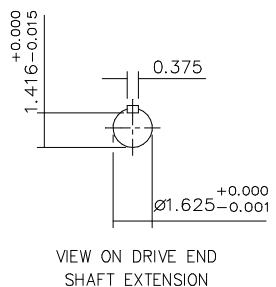
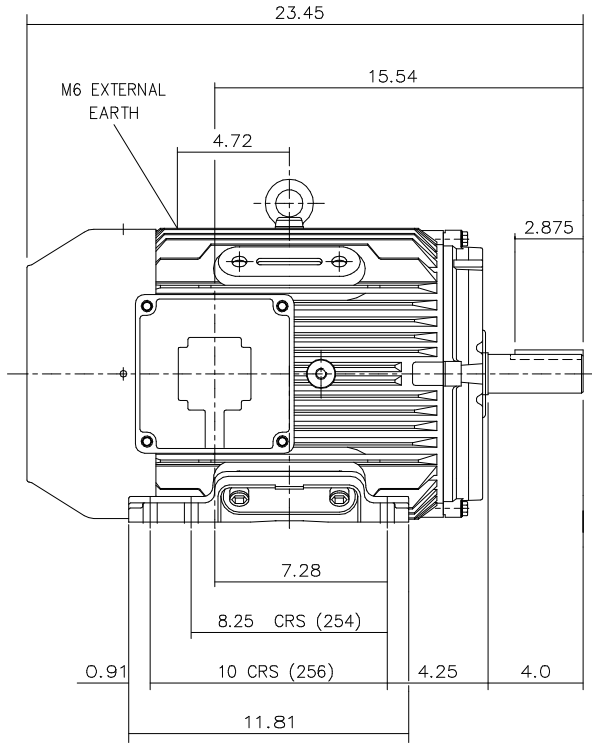
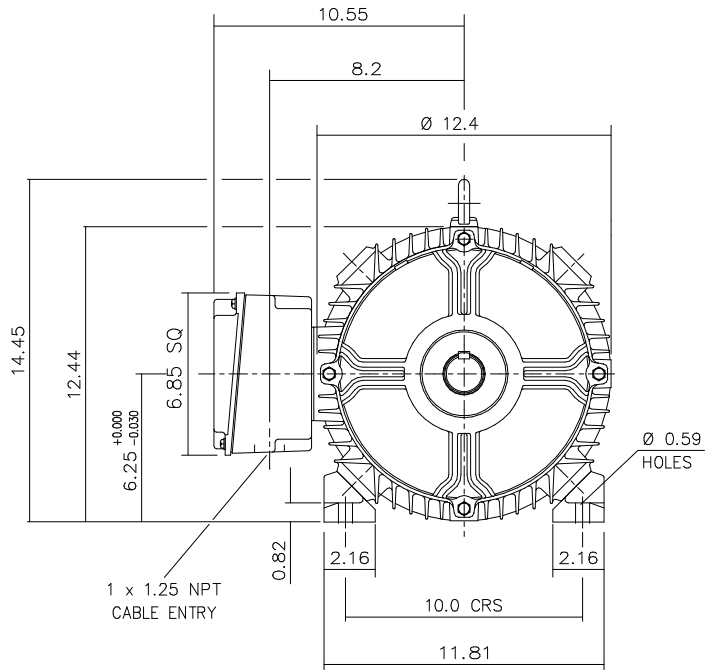


DRG. No. Y34GF001/1  
 DRG. REF.



DRAIN HOLES: - WHEN TERMINAL BOX IS MOVED FROM STANDARD POSITION  
 THEY WILL NEED TO BE PLUGGED AND RE-LOCATED ELSEWHERE - IF REQUIRED  
 TERMINAL BOX POSITION : - CAN BE ARRANGED AT EITHER 9, 12 OR 3 O'CLOCK  
 STANDARD TERMINAL BOX POSITION IS 9 O'CLOCK AS SHOWN  
 CONDUIT ENTRIES: - TERMINAL BOX CAN BE ROTATED AT 90° INTERVALS  
 (CONDUIT ENTRY POSITION SHOWN FOR ILLUSTRATION ONLY)

CUSTOMER		
ORDER No.		
SERIAL No.		
FRAME SIZE		
KW.	RPM.	
Hz	PHASE	
VOLTS	POLES	
BRGS.	DE.	NDE.
MOTOR NETT WT.	Kg.	
SPECIAL REMARKS		

ALL DIMENSIONS IN INCHES.



**BROOK CROMPTON**

Huddersfield, HD1 3LJ  
ENGLAND

SHEET TITLE  
 SIZE A3 OUTLINE DIMENSION DRAWING W CAST IRON TOTALLY ENCLOSED FAN COOLED  
 254/6T FRAME FOOT MOUNTED MOTOR

NAME	DATE
DRAWN VLS	01-02-01
CHECKED RR	01-02-01
SCALE	1 : 5

DRG. No.	Y34GF001/1		
DRG. REF.			
REVISION:	VLS	DATE	17-07-02