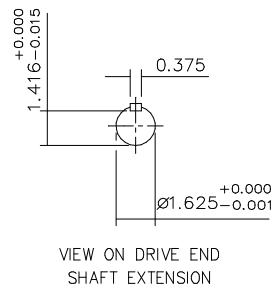
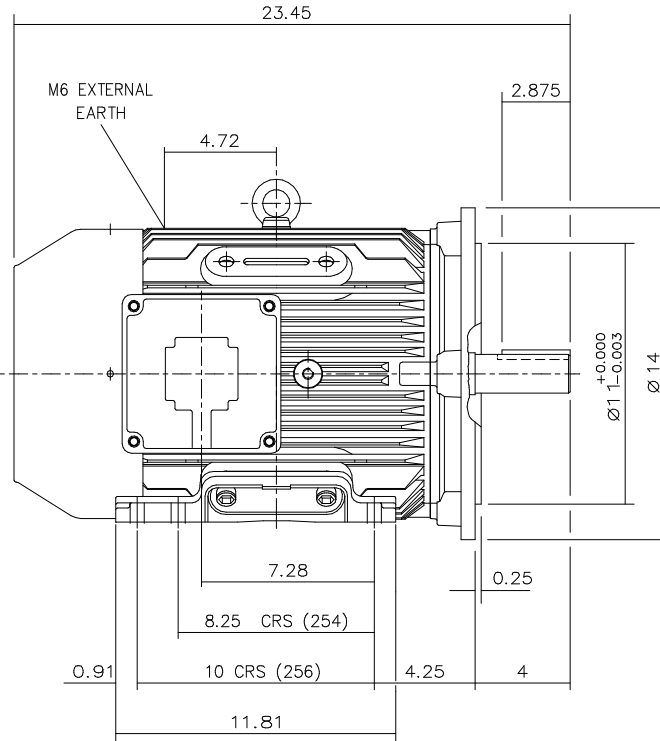
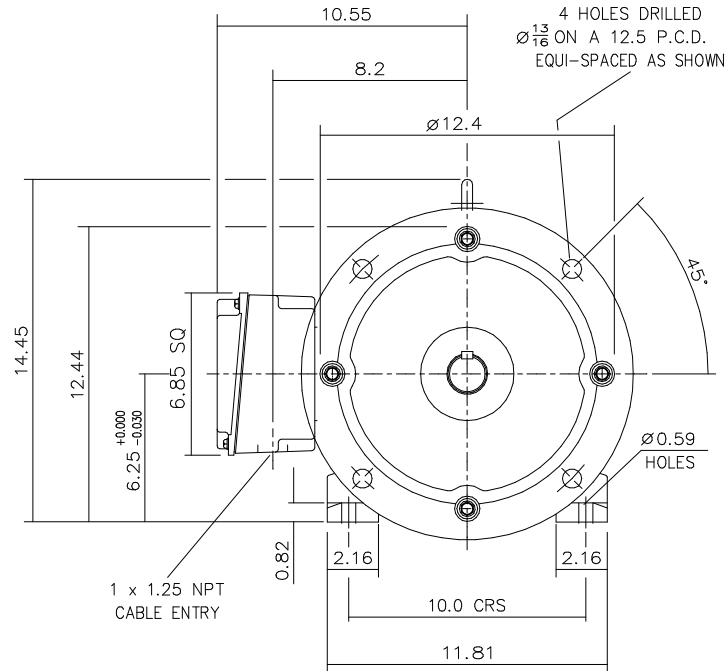


DRG. No. Y34GH002/1  
 DRG. REF.



DRAIN HOLES: - WHEN TERMINAL BOX IS MOVED FROM STANDARD POSITION THEY WILL NEED TO BE PLUGGED AND RE-LOCATED ELSEWHERE - IF REQUIRED  
 TERMINAL BOX POSITION : - CAN BE ARRANGED AT EITHER 9, 12 OR 3 O'CLOCK.  
 CONDUIT ENTRIES: - TERMINAL BOX CAN BE ROTATED AT 90° INTERVALS (CONDUIT ENTRY POSITION SHOWN FOR ILLUSTRATION ONLY).

CUSTOMER		
ORDER No.		
PART No.		
OUR ORDER No.		
FRAME SIZE		
KW.	RPM.	
Hz	PHASE	
VOLTS	POLES	
BRGS.	DE.	NDE.
MOTOR NETT WT.	Kg.	
SPECIAL REMARKS		

ALL DIMENSIONS IN INCHES



FIRST ANGLE PROJECTION

**BROOK CROMPTON**

Huddersfield, HD1 3LJ  
 ENGLAND

SHEET TITLE  
 SIZE OUTLINE DIMENSION DRAWING W CAST IRON TOTALLY ENCLOSED FAN COOLED  
 A3 254/6T FRAME 'D' INCH FLANGE WITH FEET MOUNTED MOTOR

	NAME	DATE
DRAWN	RR	04-07-01
CHECKED	DH	04-07-01
SCALE	1 : 5	

DRG. No.	Y34GH002/1	
DRG. REF.		
REVISION:	VLS	DATE 17-07-02