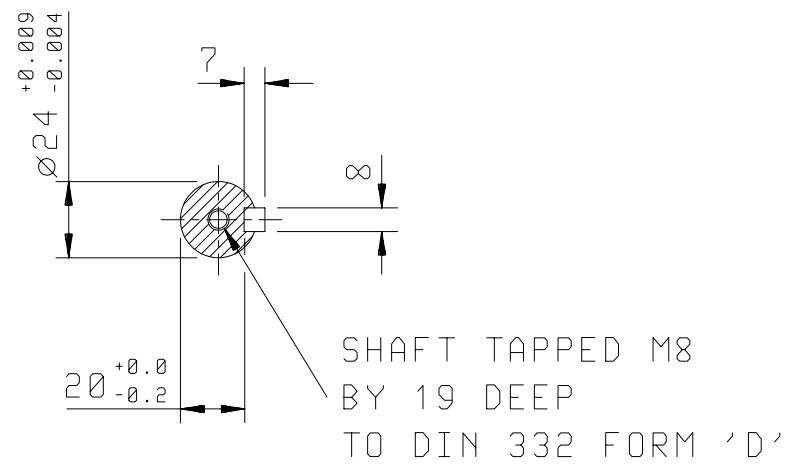


CABLE ENTRY POSITION SHOWN IS FOR ILLUSTRATION ONLY, TERMINAL BOX CAN BE ROTATED THROUGH 90° INTERVALS.

DRIP-PROOF COWL FITTED ON ALL VERTICAL SHAFT DOWN MOTORS & ALL MOTORS WITH CAST IRON FAN COVERS, OR WHEN REQUESTED.

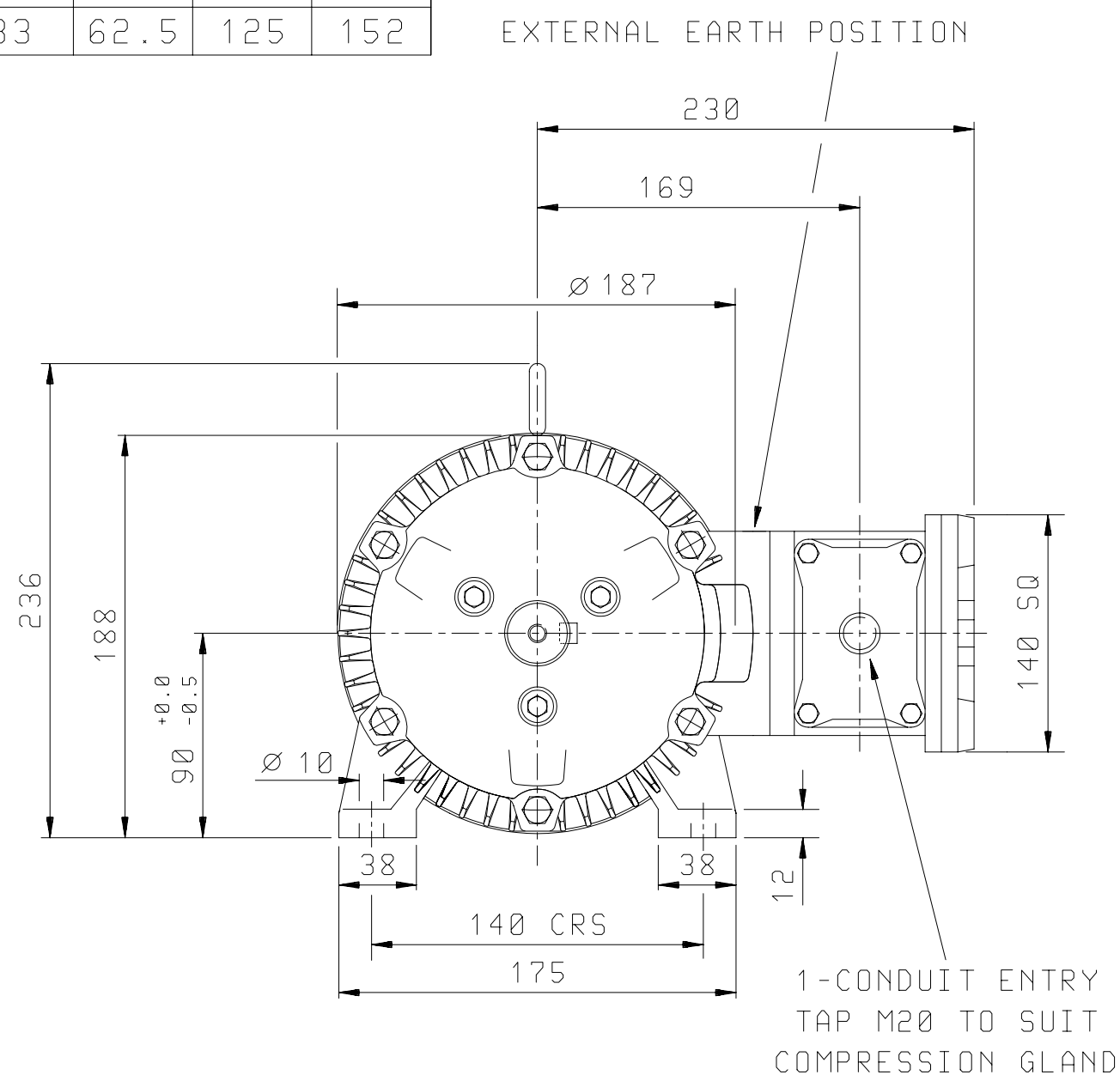
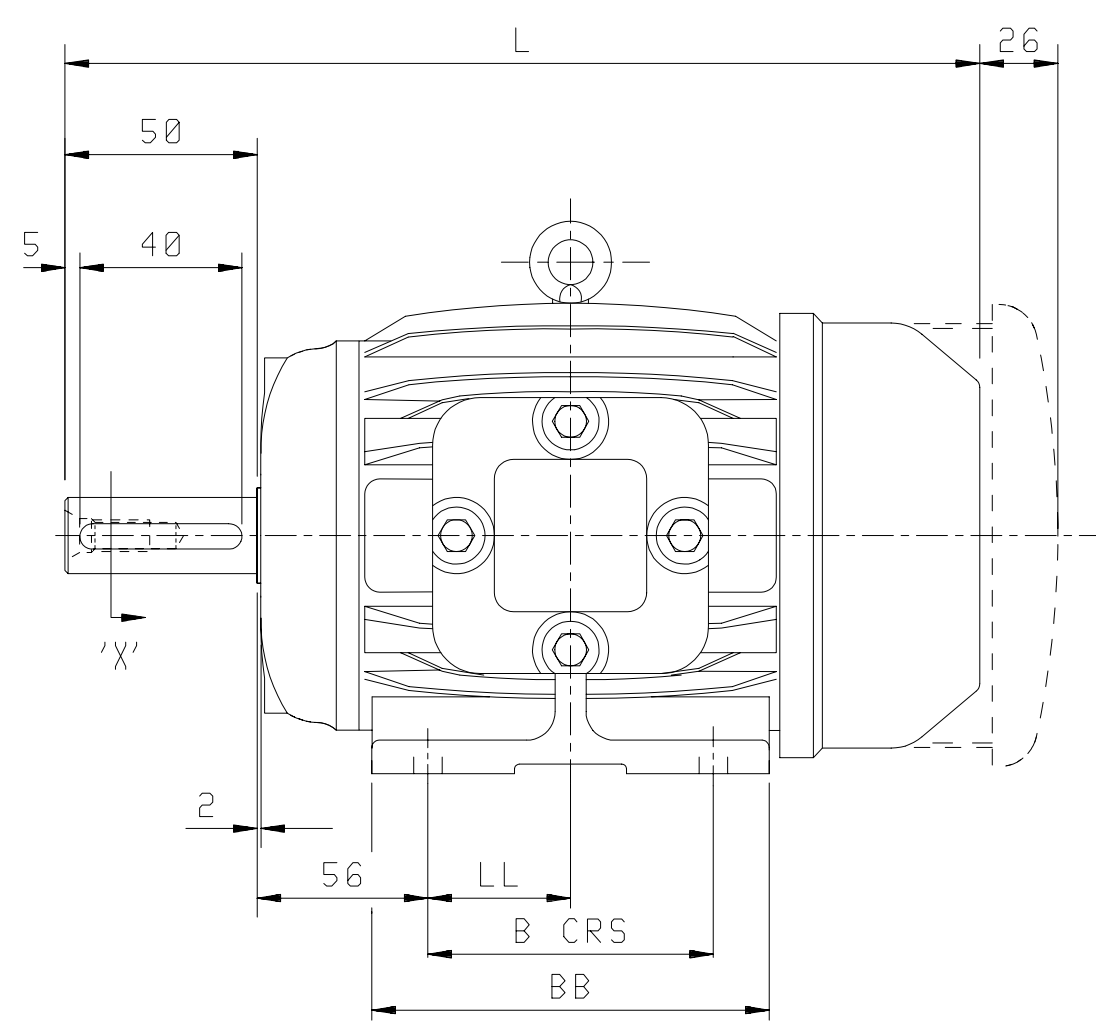
NOTE!! ON E90S/L THE TERMINAL BOX POSITION IS NOT AS SHOWN BUT IS OFFSET 12.7mm ABOVE THE Q OF THE MOTOR.

CUSTOMER		
ORDER No.		
PART No.		
OUR ORDER No.		
FRAME SIZE		
KW.	RPM.	
Hz	PHASE	
VOLTS	POLES	
BRGS.	DE.	NDE.
MOTOR NETT WT.		Kg.
SPECIAL REMARKS		



	L	LL	B	BB
E90S	308	50	100	127
E90L	333	62.5	125	152

SECTION ON 'X'



EXTERNAL EARTH POSITION

ALL DIMENSIONS IN MILLIMETRES.



BROOK CROMPTON

Huddersfield, HD1 3LJ
 ENGLAND

SHEET SIZE A3	TITLE	OUTLINE DIMENSION DRAWING 'W' FLAMEPROOF TOTALLY ENCLOSED FAN COOLED EExd 90S/L FRAME FOOT MOUNTED MOTOR GROUPS IIA & IIB	NAME	DATE
	DRAWN		UJS	26-03-03
	CHECKED		RR	26-03-03
	SCALE		N.T.S	

DRG. No.	K90GF001/0		
DRG. REF.			
REVISION:		DATE	