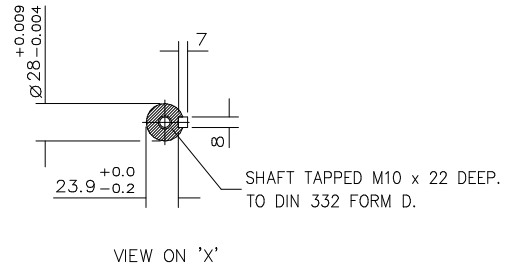
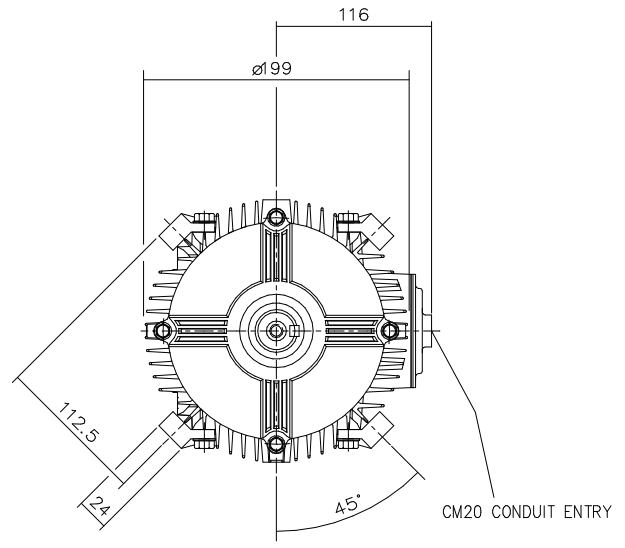
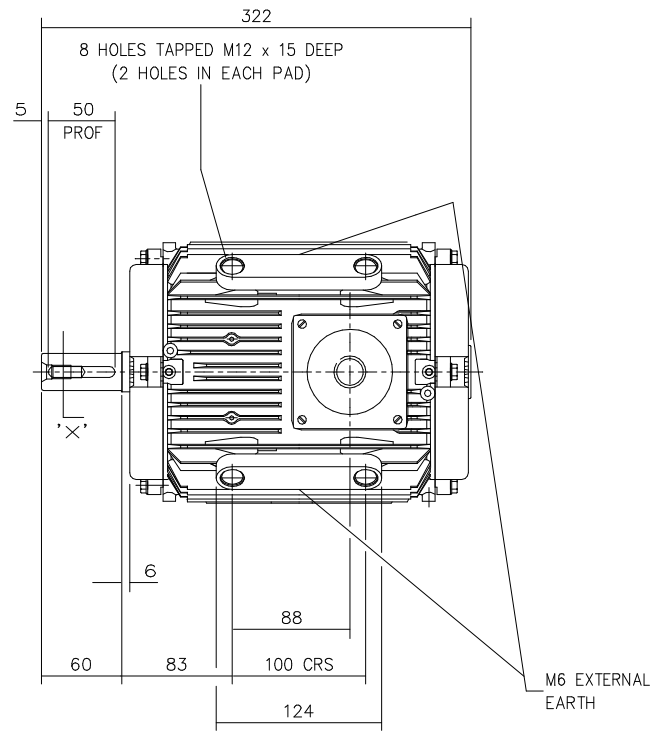


DRG. No. W10GP004/0

DRG. REF.

CUSTOMER		
ORDER No.		
PART No.		
FRAME SIZE		
KW.	RPM.	
Hz	PHASE	
VOLTS	POLES	
BRGS.	DE.	NDE.
MOTOR NETT WT.	Kg.	
SPECIAL REMARKS		



TERMINAL PLATE POSITION: - CAN BE ARRANGED AT EITHER 9,12 OR 3 O'CLOCK.
 STANDARD TERMINAL PLATE POSITION IS 3 O'CLOCK AS SHOWN.
 (CONDUIT ENTRY POSITION SHOWN FOR ILLUSTRATION ONLY).

ALL DIMENSIONS IN MILLIMETRES.
 FIRST ANGLE PROJECTION

BROOK CROMPTON
 Huddersfield, HD1 3LJ
 ENGLAND

SHEET SIZE A3	TITLE OUTLINE DIMENSION DRAWING W ALUMINIUM TOTALLY ENCLOSED NO FAN 100L FRAME PAD MOUNTED MOTOR - NO TERMINAL BOX	NAME	DATE	DRG. No.	W10GP004/0		
		DRAWN	DH	10-02-04	DRG. REF.		
		CHECKED	SB	10-02-04	REVISION:		DATE
		SCALE	1:3.5				